

# CROWN GLIDER

The Relaxer recliner program offers unsurpassed comfort with high quality and space efficient design. The Relaxers give you glide, reclining, swivel as well as adjustable headrest support and integrated footrest. The Relaxers are made with Cold-Cure Molded Foam Cushioning. This unique space-age technology ensures comfort, body correct support as well as durability.

## BENEFITS



**NORWEGIAN QUALITY.** All products meet the highest quality standards. The reclining mechanism with integrated footrest is made by the largest specialized mechanism supplier in the world. The construction is based on a hard wood and steel frame with IMG's unique molded foam.

**MANY UNIQUE COMFORT FUNCTIONS.** The Relaxers offer five different built-in functions:

- Swivel
- Effortless reclining and adjustable back rest angle
- Foldable footrest
- Gliding / rocking function
- Adjustable head and neck support

**COLD-CURE MOLDED FOAM.** This space-age material encases the interior steel frame and sinuous springs, allowing for body-friendly curvatures to be covered with glove-fitted upholstery. Guarantees absolute comfort and durability.

**LUXURIOUS FEEL AND TOUCH.** A layer of soft high resilient polyurethane foam with fibers ensures a luxurious feeling and extra softness.

**2 DISTINCT SIZES AVAILABLE – WITH THE SAME DESIGN.** All IMG relaxers are available in two different sizes to assure a perfect fit for your comfort requirements.

**ADJUSTABLE HEAD AND NECK SUPPORT.** Exclusive adjustment system that allows your head and neck to rest in an infinite number of comfort positions. It can easily be adjusted by a handgrip.

### GLIDER/ROCKING LOCKER

IMG Relaxers can be delivered with a mechanism that makes it possible for the user to lock the gliding/rocking function.

**WARRANTY.** Ten years on frame. Five years on mechanisms, molded foam cushions and base. Two years on leather and fabric covers.



  
**ergo-klectic**<sup>®</sup>  
 seating  
 ARIZONALEATHER.COM



# CROWN GLIDER

Computer controlled injection molded cold-cure foam ensures ergonomically correct seating and comfort throughout all areas of the chair.

Adjustable head and neck support gives you an ultimate comfort in all seating positions.

The interior steel frame with sinuous springs encased in cold-cure molded foam ensures correct back and lumbar support.

Built with the solid hard wood and steel frame and use of computer controlled injection molded foam IMG guarantees superior quality and durability.

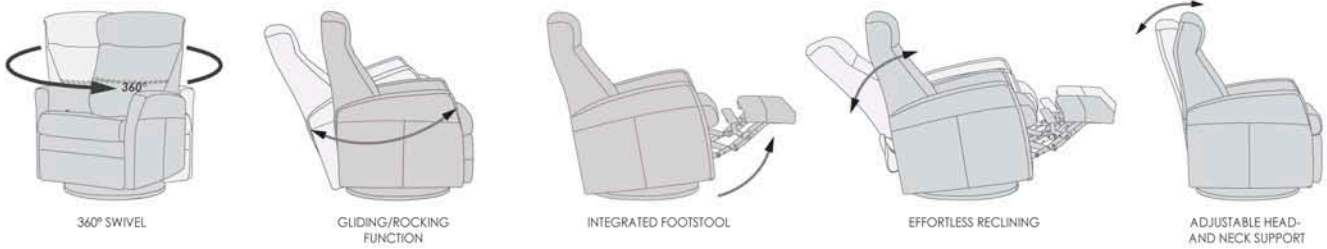
Effortless reclining and adjustable back rest angle as your heart desires.

Integrated footrest. The footrest can easily be unfolded by using the handle. To fold it in you should use your feet to press the footrest down towards the chair and move your body weight forward while seating.

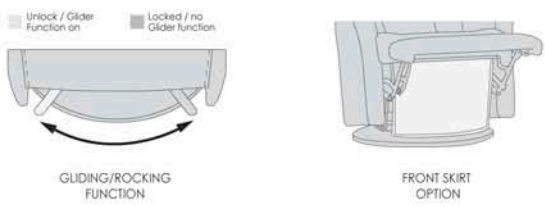
The advanced mechanism offers both recling function and integrated footrest. The mechanism is delivered from the largest supplier of integrated footrest in the world.

Strong, stable and solid MDF base.

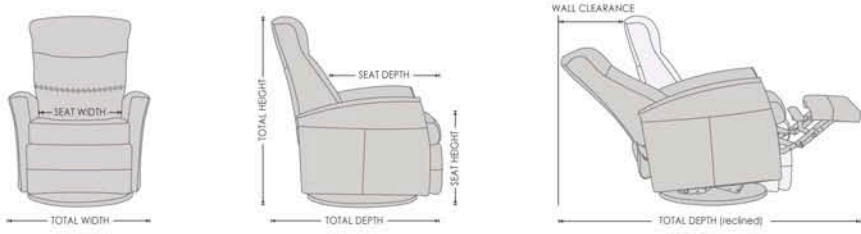
## FUNCTIONS



## OPTIONS



## DIMENSIONS



CHAIR SIZE	TOTAL WIDTH	TOTAL DEPTH	TOTAL HEIGHT	SEAT WIDTH	SEAT HEIGHT	SEAT DEPTH	TOTAL DEPTH (reclined)	WALL CLEARANCE REQUIREMENT
Crown 220 standard size	77 cm / 30.3 in	89 cm / 35 in	101 cm / 39.7 in	50 cm / 19.6 in	46 cm / 18.1 in	53 cm / 20.8 in	161 cm / 63.3 in	34 cm / 13.3 in
Crown 320 large size	82 cm / 32.2 in	90 cm / 35.4 in	102 cm / 40.1 in	55 cm / 21.6 in	46 cm / 18.1 in	54 cm / 21.2 in	161 cm / 63.3 in	34 cm / 13.3 in

\* The dimensions are approximate and may vary with +/-2cm